

资料回顾

- **2月1日“怎样设计和开展网上教学” Webinar**

<https://attendee.gotowebinar.com/recording/3660833165409052427>

- **2月8日“中文网上教学”研修班**

<https://youtu.be/XG5IJ7VjVk>

<https://youtu.be/dflaRatfmE>

- **调查和反馈表。欢迎您给我们建议或者加入我们**

<https://forms.gle/QEY5kbvqu1FXxmeX6>

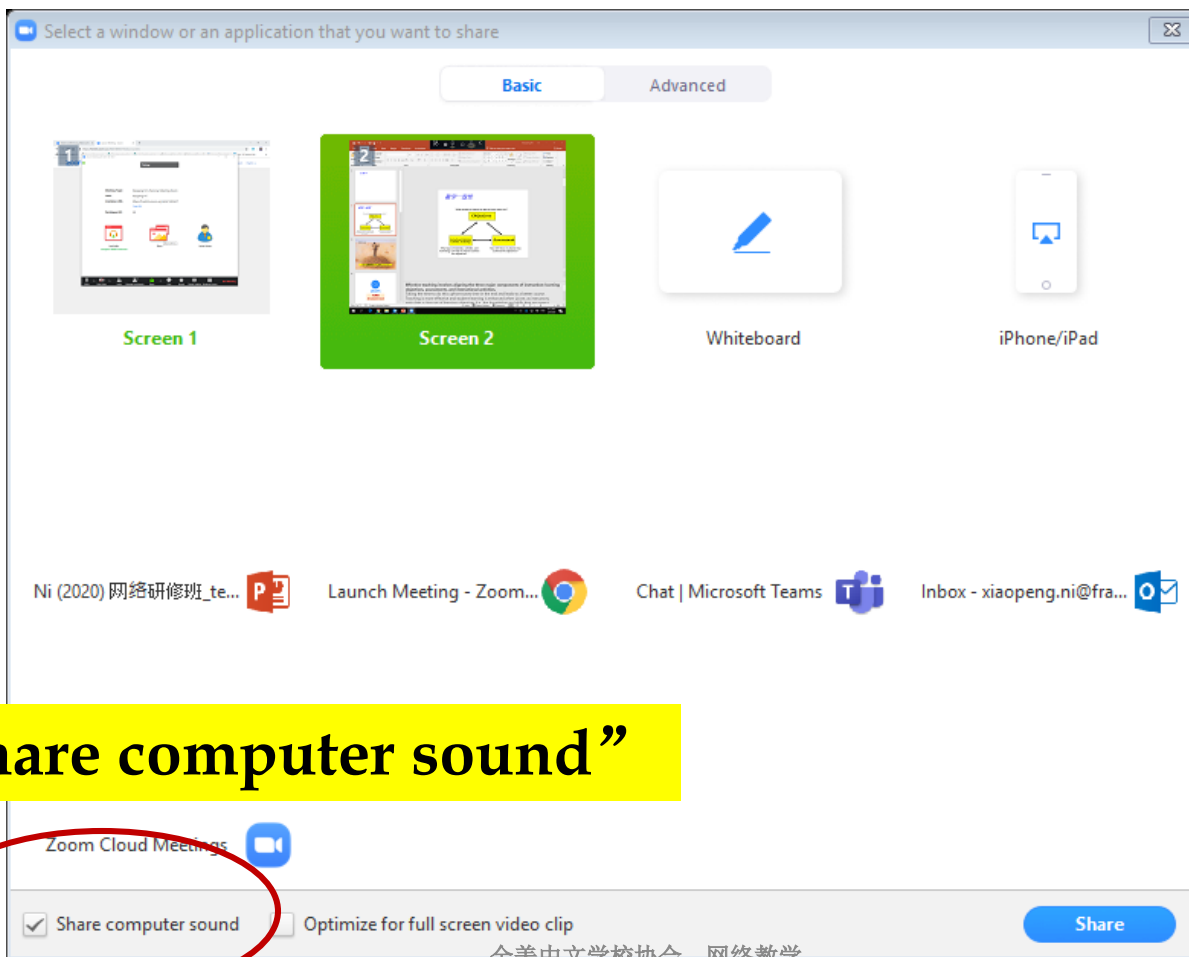
2020 北美华校网课

“简单免费互动”推荐方案之一：

- 简略单纯
- 实时交互
- 重启续命



Q & A: 我在zoom课上放“曹冲称象”视频，为什么学生听不到声音呢？



点击“Share computer sound”

Q & A: 我想让学生在网络课堂里展示分享他们的作品, 该怎么办?



Q & A: 我想让学生在网络课堂里展示分享他们的作品，该怎么办？

Zoom Meeting ID: 880-166-993

Advanced Sharing Options...

How many participants can share at the same time?

- One participant can share at a time
- Multiple participants can share simultaneously (dual monitors recommended)

Who can share?

- Only Host
- All Participants

Who can start sharing when someone else is sharing?

- Only Host
- All Participants

或修改 “share setting”

Unmute Stop Video Invite Manage Participants Share Chat Record Closed Caption Breakout Rooms End Meeting

Q & A: 学生迟到进入课堂影响我的教学活动, 怎么办好?

The image shows a Zoom meeting interface with a settings panel open. The settings panel includes sections for Meeting Password, Video (Host and Participant), Audio (Telephone, Computer Audio, Both), and Meeting Options. In the Meeting Options section, the checkbox for "Enable waiting room" is checked and circled in red. Below the settings panel, a notification bubble says "Good Student has entered the waiting room for this meeting". At the bottom of the screen, the "Manage Participants" button is also circled in red, and it shows a count of 2 participants. A yellow text box on the right side of the screen contains the text: "设置 'Enable waiting room' 然后分时段 'Admit'".

Zoom Meeting ID: 880-166-993

Meeting Password Require meeting password

Video Host on off
Participant on off

Audio Telephone Computer Audio Both
Dial from United States of America [Edit](#)

Meeting Options Enable join before host
 Mute participants upon entry
 Enable waiting room
 Only authenticated users can join

Save Cancel

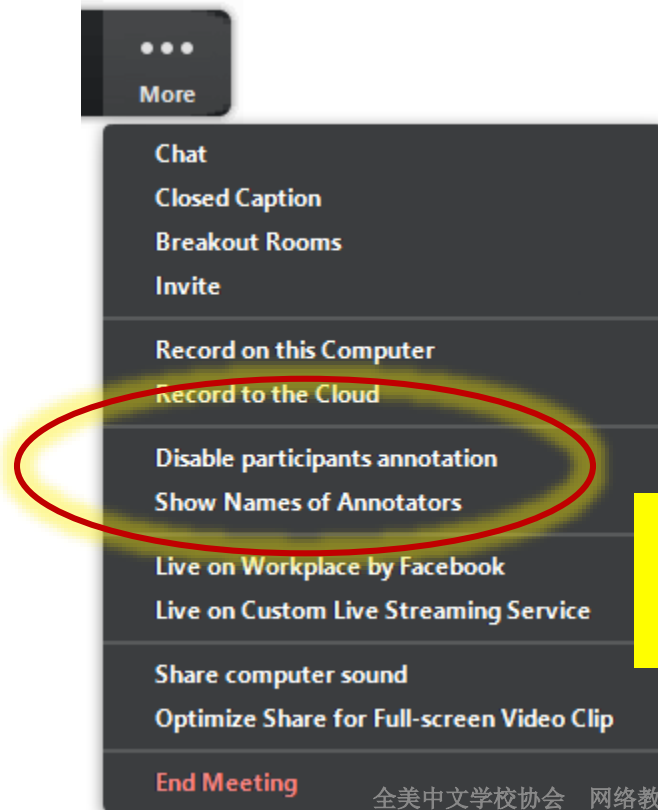
Good Student has entered the waiting room for this meeting

Admit See waiting room

2020-2 Xiaopeng Ni Unmute Stop Video Invite Manage Participants Share Chat Record Closed Caption Breakout Rooms End Meeting

设置 "Enable waiting room"
然后分时段 "Admit"

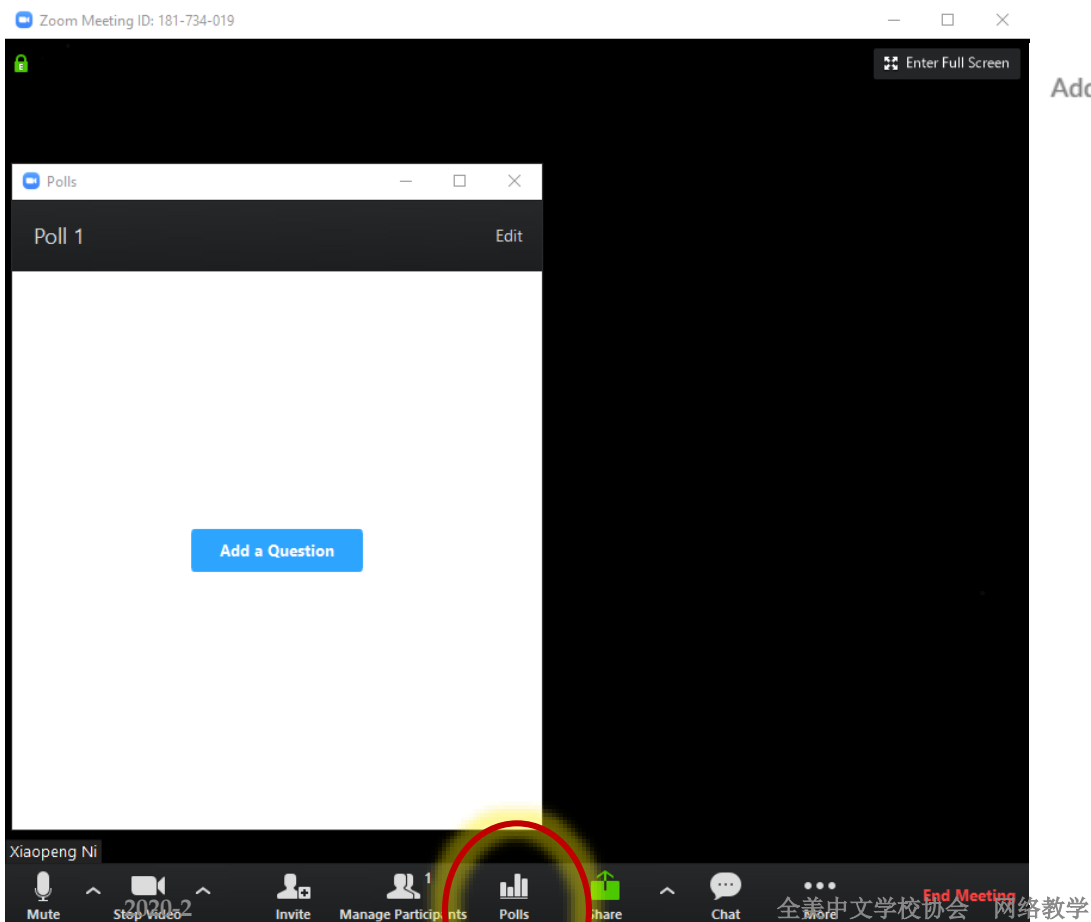
Q & A: 共享屏幕时有个功能，就是学生和老师可以同时共享屏幕上写写画画，但又没办法确定是谁在写写画画，如果有调皮学生涂鸦影响到上课，作为老师有什么技术上的办法可以阻止这种做法吗。谢谢



选“Disable...”
和“Show names...”

Q & A: 我可否像倪老师在webinar里那样做互动问卷, 让学生选择菜鸟、大虾等?

免费版不可以, 如果是长远打算, 可考虑升级 (不是托哦 😊)



Add a Poll

课前调查

Anonymous? ?

1.

您对网络教课的熟悉程度?

Single Choice Multiple Choice

入门级 (几乎没有网络教学经验)

菜鸟级 (偶有尝试)

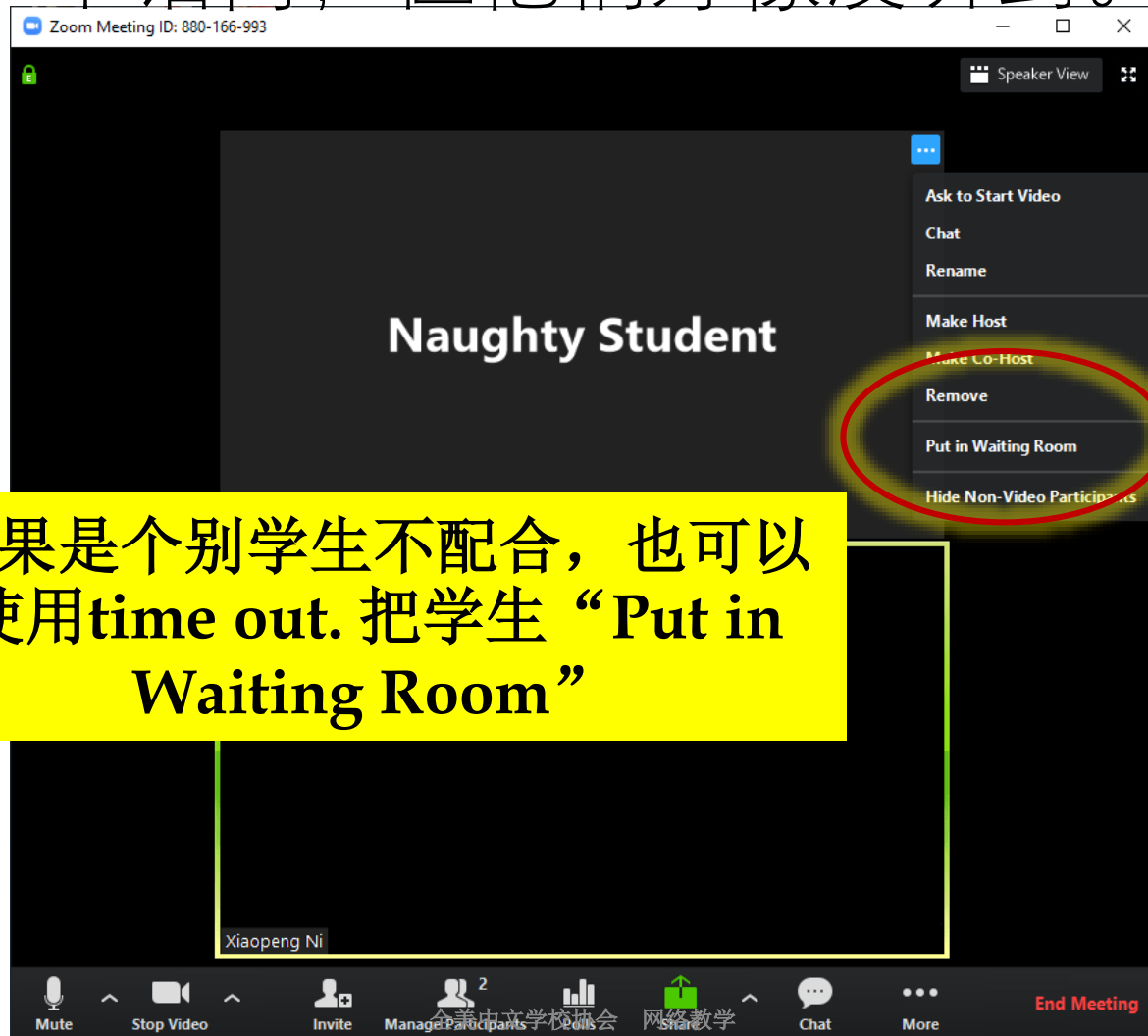
大虾级 (熟门熟路)

大神级 (出神入化)

Q & A: 学生比较吵或者有背景噪音，让他们关一下话筒，但他们好像没听到。怎么办？



Q & A: 学生比较吵或者有背景噪音, 让他们关一下话筒, 但他们好像没听到。怎么办?



如果是个别学生不配合, 也可以使用time out. 把学生“Put in Waiting Room”

Q & A: Share screen的时候，学生可否通过他们的鼠标操作我的计算机界面？这样可以一起玩game等。

控制计算机界面是可行的，可通过**remote control**功能（见图例）。但这个功能一般建议用作单独辅导。

在**ZOOM**上集体玩game还不现实，建议使用变通方法，使用第三方软件，如**Quizlet**, 或**Google** 一些合作软件，然后共享老师的**screen**，学生可以看到最终结果。

